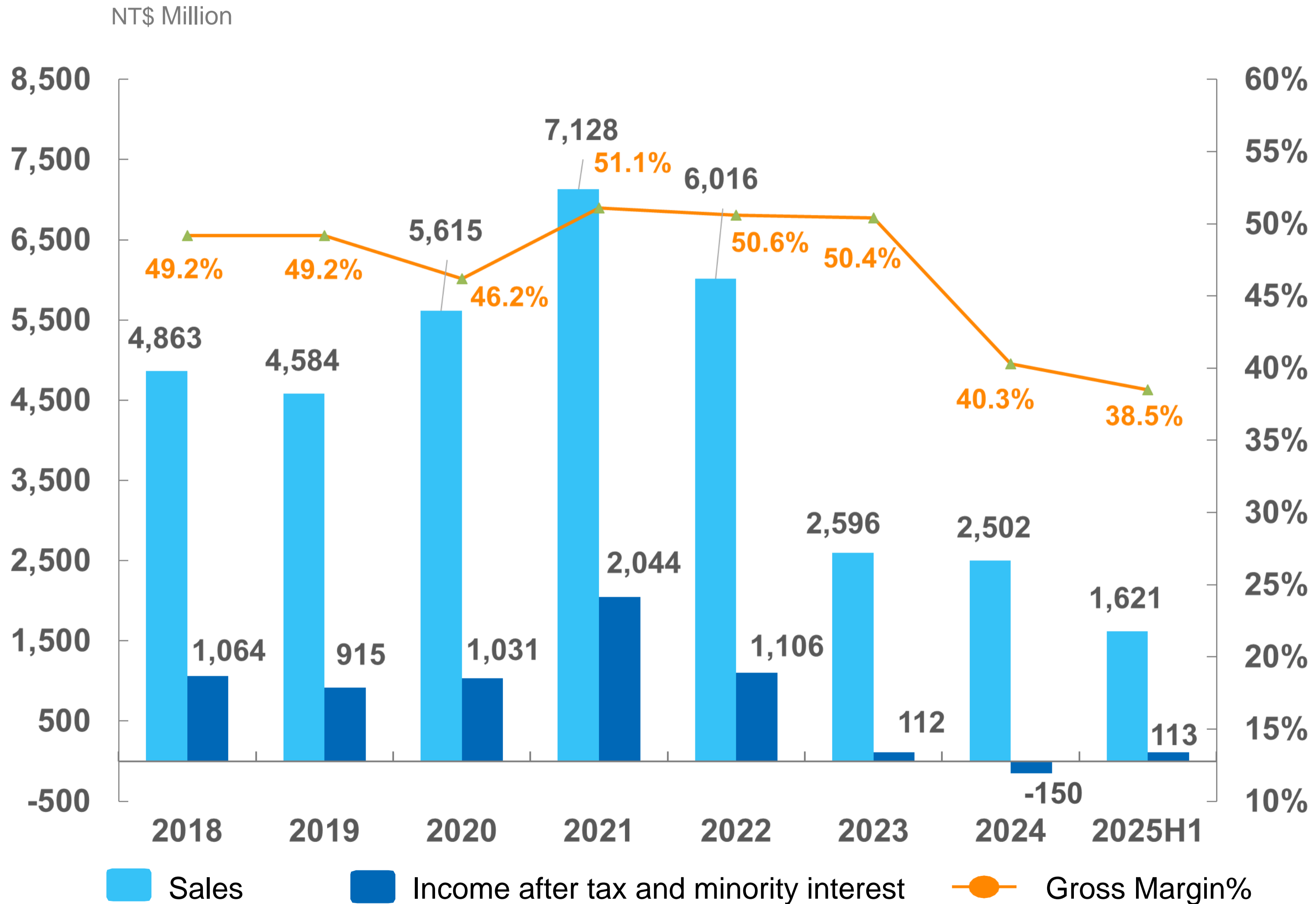


2025/07/30

盛群半導體股份有限公司

114 年第二季法人說明會

年度營運成績

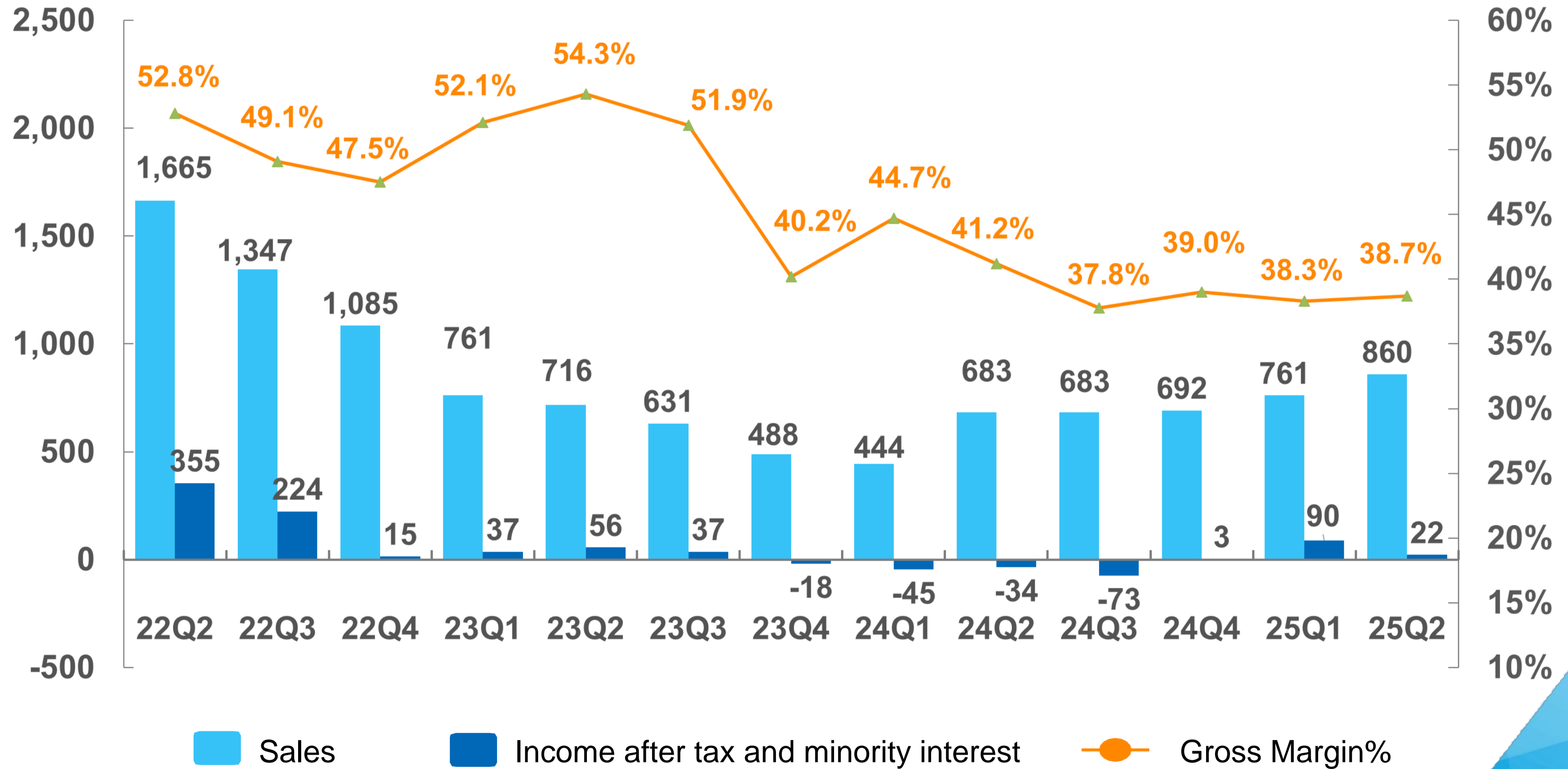


營運績效及財務結構

Items\Year		109年	110年	111年	112年	113年	114年/上半年
EPS (NT\$)	NO. of shares (K)	226,168	226,168	226,168	226,168	226,168	226,168
	EPS (NT\$)	4.56	9.04	4.89	0.49	-0.66	0.5
Dividends per share (NT\$)	Cash (NT\$)	4.56	8.12	4.00	0.45	-	N/A
	Stock (NT\$)	-	-	-	-	-	N/A
Return on equity (%)		24%	40%	21%	3%	-4%	3%
Book value per share (NT\$)		19.64	25.01	20.69	17.86	15.91	15.79
Cash per share (NT\$)		12.41	20.20	10.62	10.38	12.42	13.77

季營運成績

NT\$ Million



合併綜合損益表

單位：新台幣千元

綜合損益項目	114年/第2季		113年/第2季		114年/第1季		YOY	QOQ
	金額	%	金額	%	金額	%	%	%
營業收入	860,038	100.0	682,586	100.0	760,939	100.0	+26	+13
營業毛利	321,692	37.4	280,166	41.0	294,325	38.7	+15	+9
未實現營業毛利	<u>11,252</u>	<u>1.3</u>	<u>1,074</u>	<u>0.2</u>	<u>-2,639</u>	<u>-0.4</u>	+948	-526
已實現營業毛利	332,944	38.7	281,240	41.2	291,686	38.3	+18	+14
營業費用	<u>261,227</u>	<u>30.4</u>	<u>339,574</u>	<u>49.7</u>	<u>276,255</u>	<u>36.3</u>	<u>-23</u>	<u>-5</u>
營業淨利	71,717	8.3	-58,334	-8.5	15,431	2.0	-223	+365
營業外收入及支出	<u>-29,994</u>	<u>-3.4</u>	<u>23,963</u>	<u>3.5</u>	<u>31,243</u>	<u>4.1</u>	<u>-225</u>	<u>-196</u>
稅前淨利	41,723	4.9	-34,371	-5.0	46,674	6.1	-221	-11
歸屬於母公司本期淨利	<u>22,270</u>	<u>2.6</u>	<u>-34,161</u>	<u>-5.0</u>	<u>90,489</u>	<u>11.9</u>	<u>-165</u>	<u>-75</u>
EPS (NT\$)	0.10		-0.15		0.40			

合併綜合損益表

單位：新台幣千元

綜合損益項目	114年/上半年		113年/上半年		YOY
	金額	%	金額	%	%
營業收入	1,620,977	100.0	1,126,114	100.0	+44
營業毛利	616,017	38.0	442,211	39.3	+39
未實現營業毛利	<u>8,613</u>	<u>0.5</u>	<u>37,453</u>	<u>3.3</u>	-77
已實現營業毛利	624,630	38.5	479,664	42.6	+30
營業費用	<u>537,482</u>	<u>33.1</u>	<u>598,658</u>	<u>53.2</u>	-10
營業淨利	87,148	5.4	-118,994	-10.6	-173
營業外收入及支出	<u>1,249</u>	<u>0.1</u>	<u>38,081</u>	<u>3.4</u>	-97
稅前淨利	88,397	5.5	-80,913	-7.2	-209
歸屬於母公司本期淨利	<u>112,759</u>	<u>7.0</u>	<u>-79,452</u>	<u>-7.1</u>	-242
EPS (NT\$)	0.50		-0.35		

合併資產負債表

單位：新台幣千元

資產負債項目表	2025.06.30		2024.06.30		2024.12.31	
	金額	%	金額	%	金額	%
現金及有價金融商品投資	3,114,114	54	2,837,201	48	2,809,886	50
應收帳款	501,637	9	450,731	8	418,555	8
存貨	1,048,003	18	1,377,347	23	1,192,861	21
長期投資	453,729	8	525,047	9	500,751	9
不動產、廠房、設備及使用權資產	415,423	7	492,625	7	470,729	7
其他	236,909	4	257,251	5	224,928	5
資產總計	5,769,815	100	5,940,202	100	5,617,710	100
流動負債	1,679,449	29	1,740,351	29	1,578,998	28
非流動負債	459,727	8	485,400	8	382,130	7
負債總計	2,139,176	37	2,225,751	37	1,961,128	35
權益總計	3,630,639	63	3,714,451	63	3,656,582	65
負債及權益總計	5,769,815	100	5,940,202	100	5,617,710	100

重要財務指標

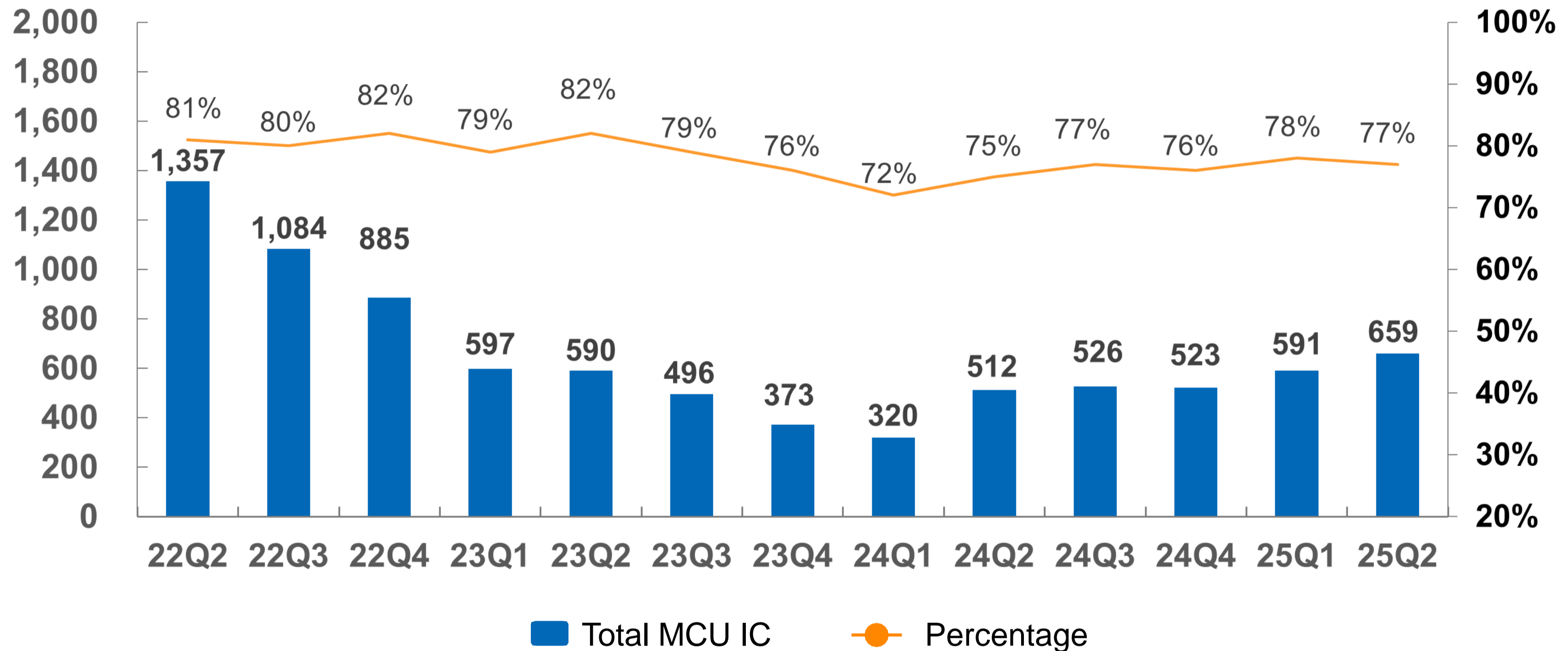
平均收現日數	52	63	54
平均銷貨日數	203	396	330
流動比率 (倍)	2.8	2.7	2.8

Note: Total Outstanding shares were 226.1 million units at 06/30/2025.

MCU營業額及比重

NT\$ Million

25Q2 : YOY +29% ; QOQ +11%



2022 MCU sales: NT\$4,842million (80% of total sales) (YOY -14%)

2023 MCU sales: NT\$2,056million (79% of total sales) (YOY -58%)

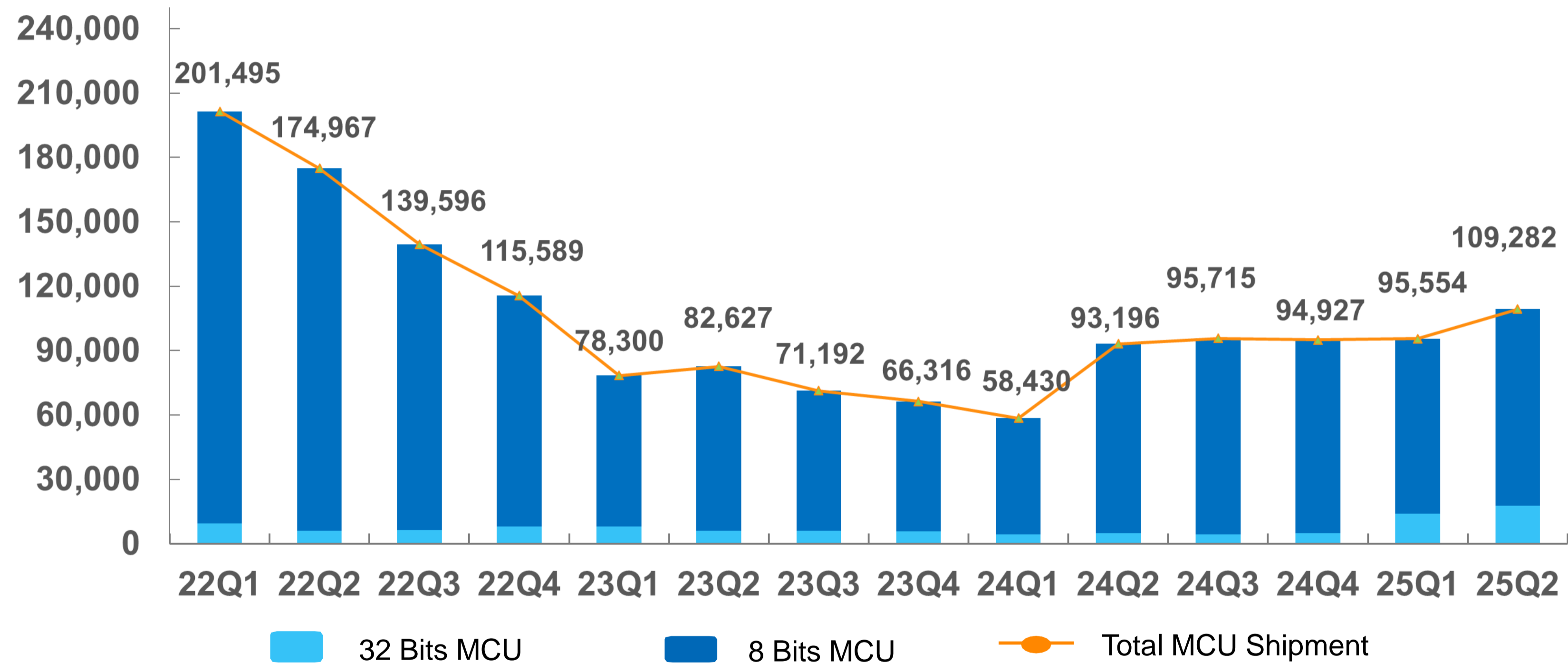
2024 MCU sales: NT\$1,881million (75% of total sales) (YOY -9%)

2025H1 MCU sales: NT\$1,250million (77% of total sales) (YOY +50%)

MCU 出貨量

Unit: K pcs

25Q2 : YOY +17% ; QOQ +14%



2022 MCU shipments: 632 KKpcs (YOY -28%)

2023 MCU shipments: 298 KKpcs (YOY -53%)

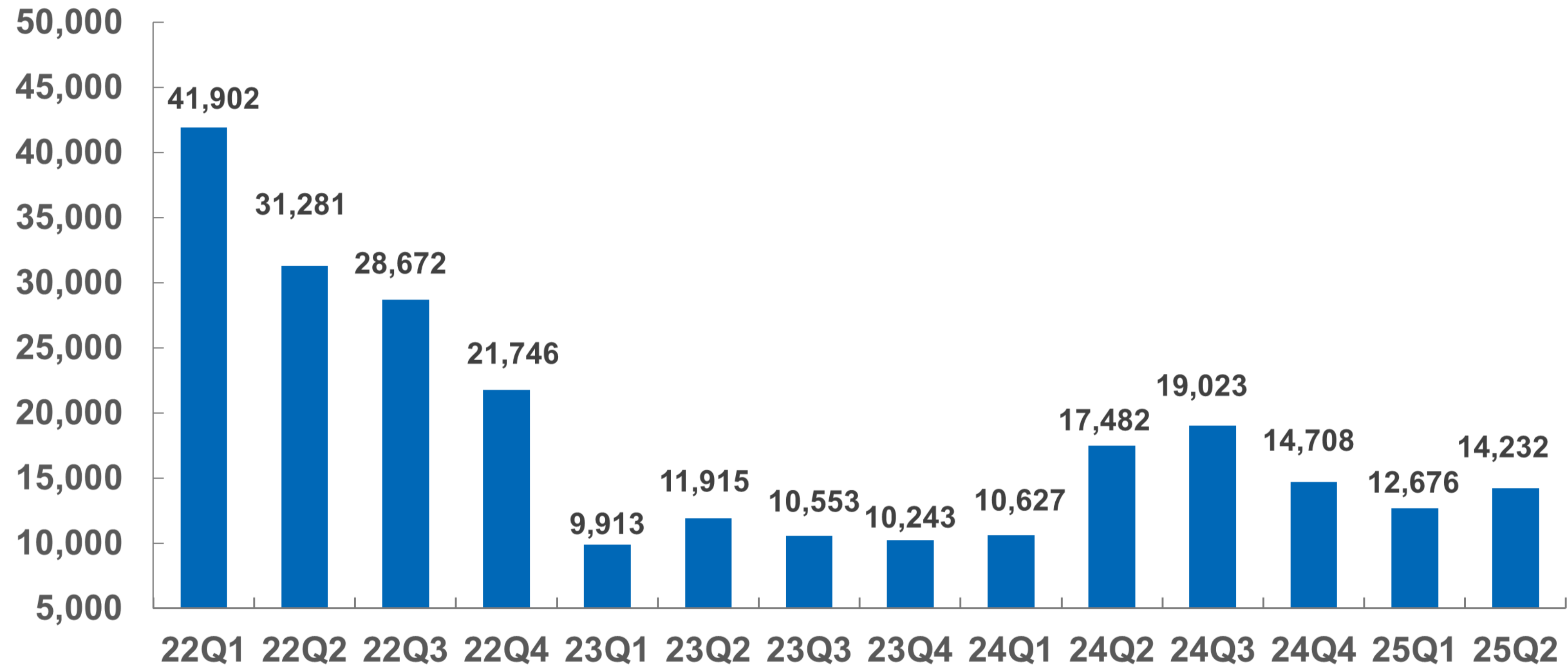
2024 MCU shipments: 342 KKpcs (YOY +15%)

2025H1 MCU shipments: 205 KKpcs (YOY +35%)

Touch MCU 出貨量

Unit: K pcs

25Q2 : YOY -19% ; QOQ +12%



2022 Touch MCU shipments: 124KK (20%) (YOY -37%)

2023 Touch MCU shipments: 43KK(14%) (YOY -65%)

2024 Touch MCU shipments: 62KK(18%) (YOY +44%)

2025H1 Touch MCU shipments: 27KK(13%) (YOY -4%)

安全防護市場

NB-IoT Smoke Detector Solution is ready

Standalone Detectors



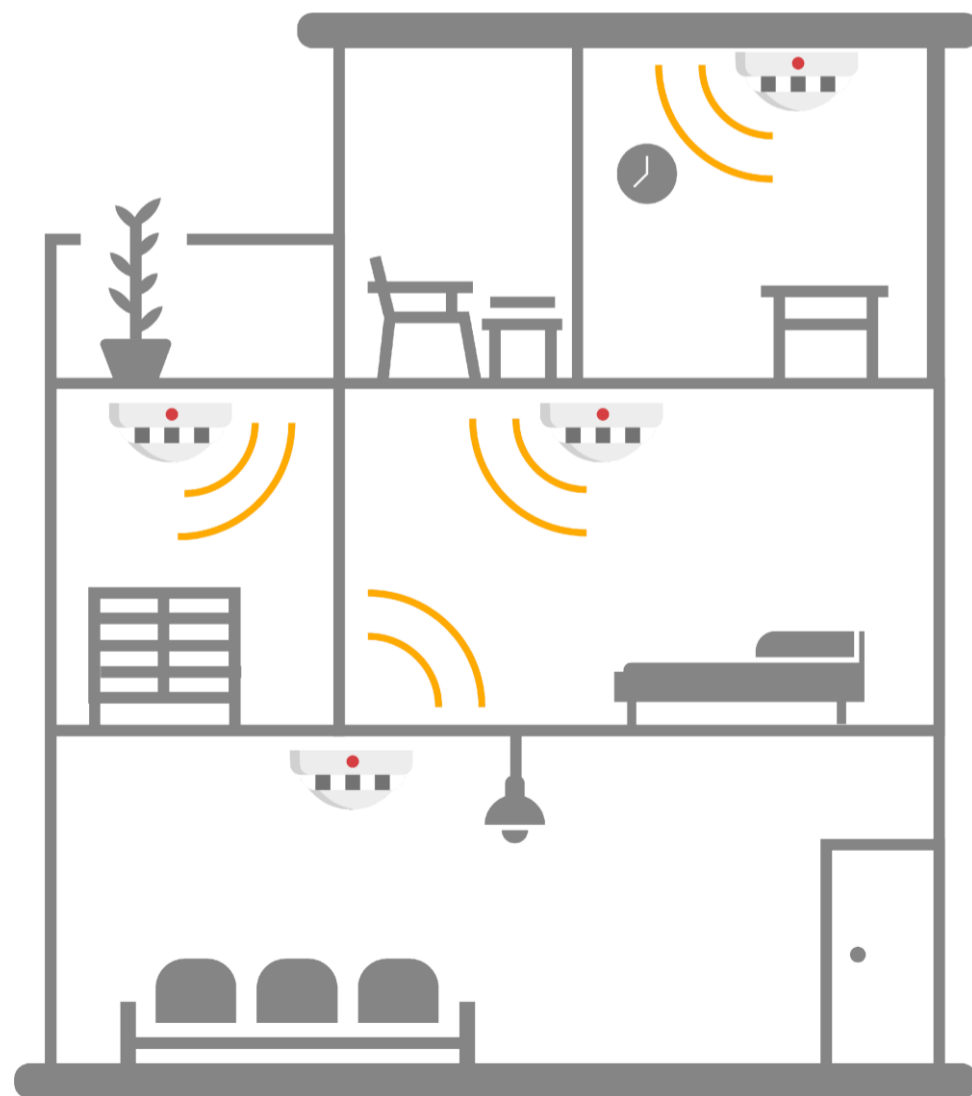
CO Detectors



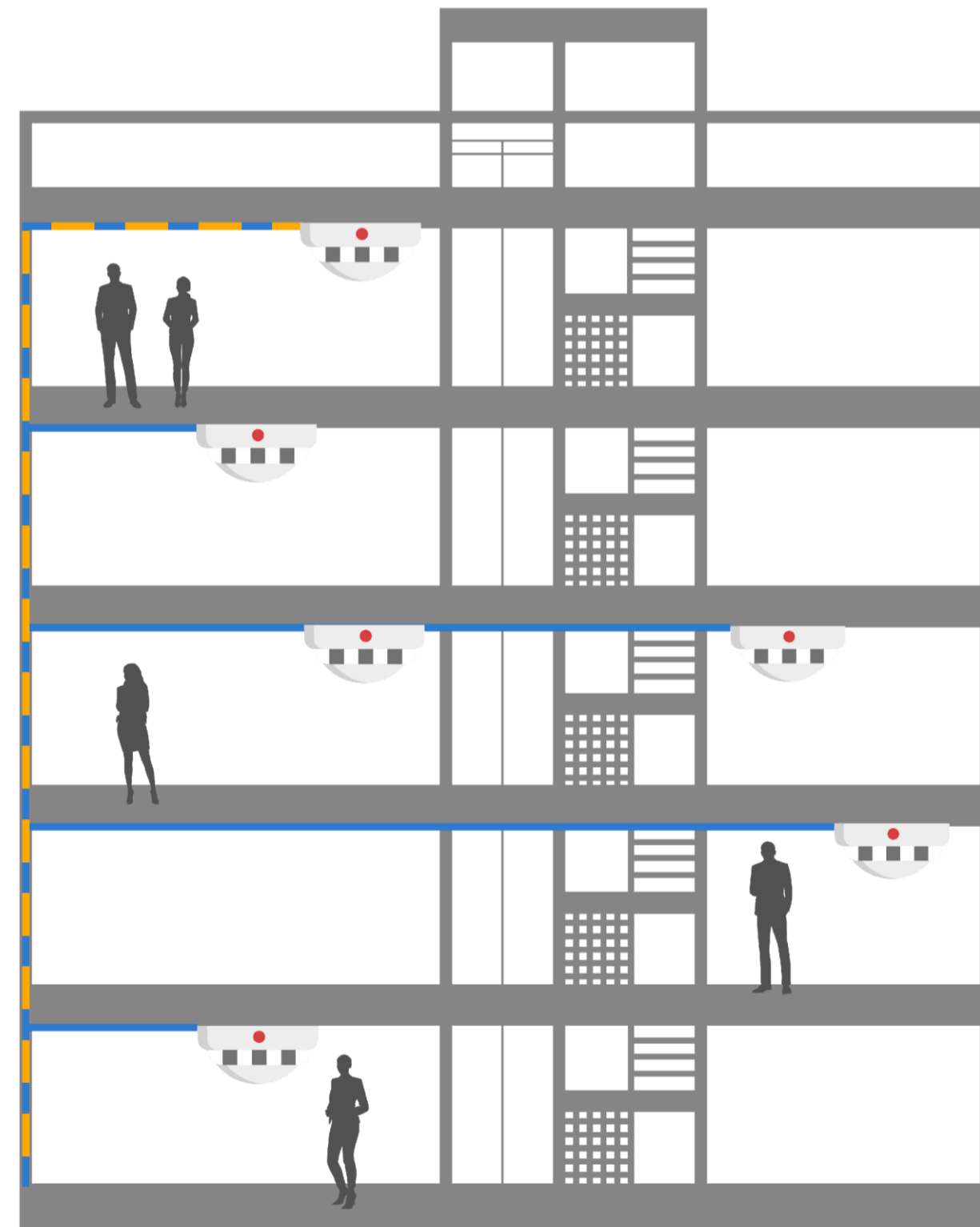
Smoke Detectors



GAS Detectors



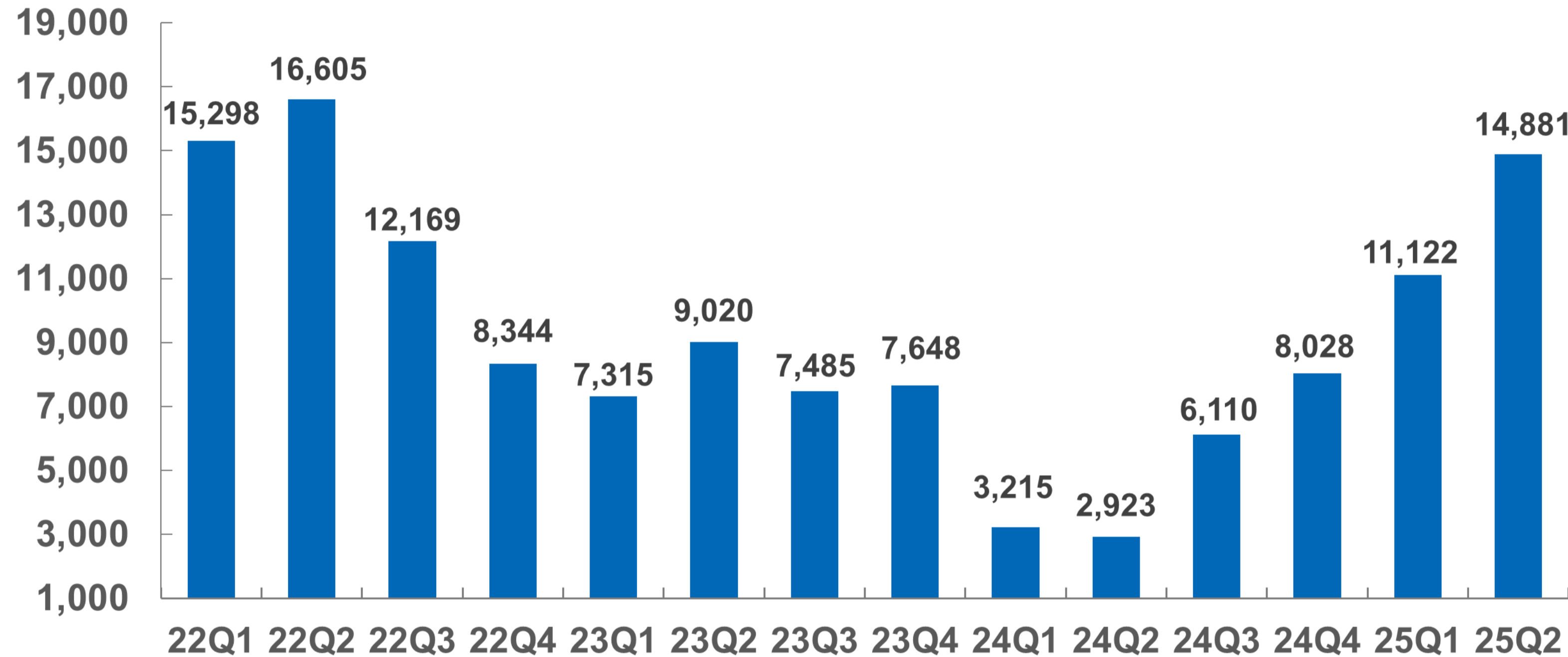
Networking Type Addressable Smoke Detectors



安全防護產品出貨量

Unit: K pcs

25Q2 : YOY +409% ; QOQ +34%



2022 Safety Care shipments: 52KK pcs (YOY +36%)

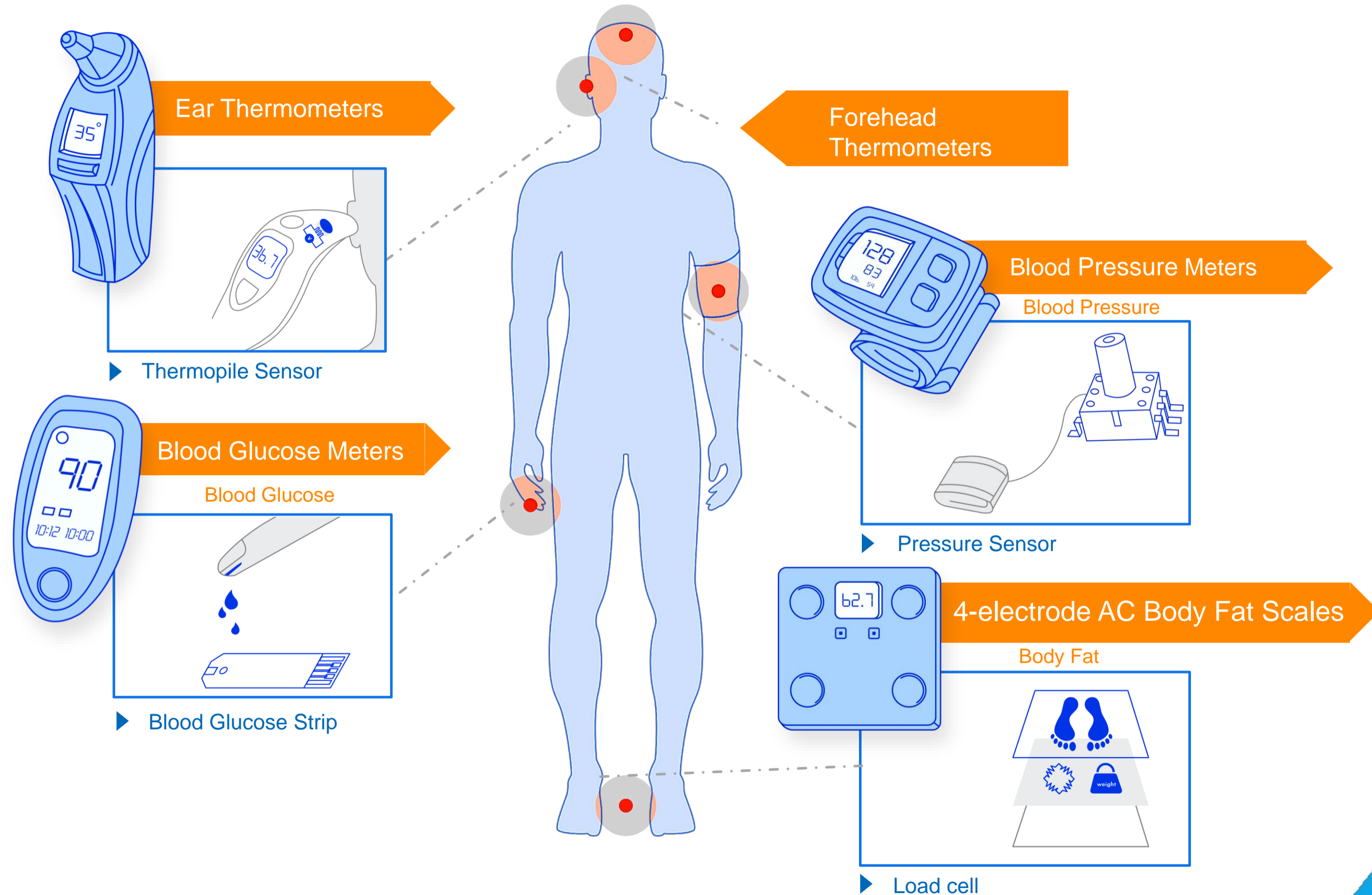
2023 Safety Care shipments: 31KK pcs (YOY -40%)

2024 Safety Care shipments: 20KK pcs (YOY -35%)

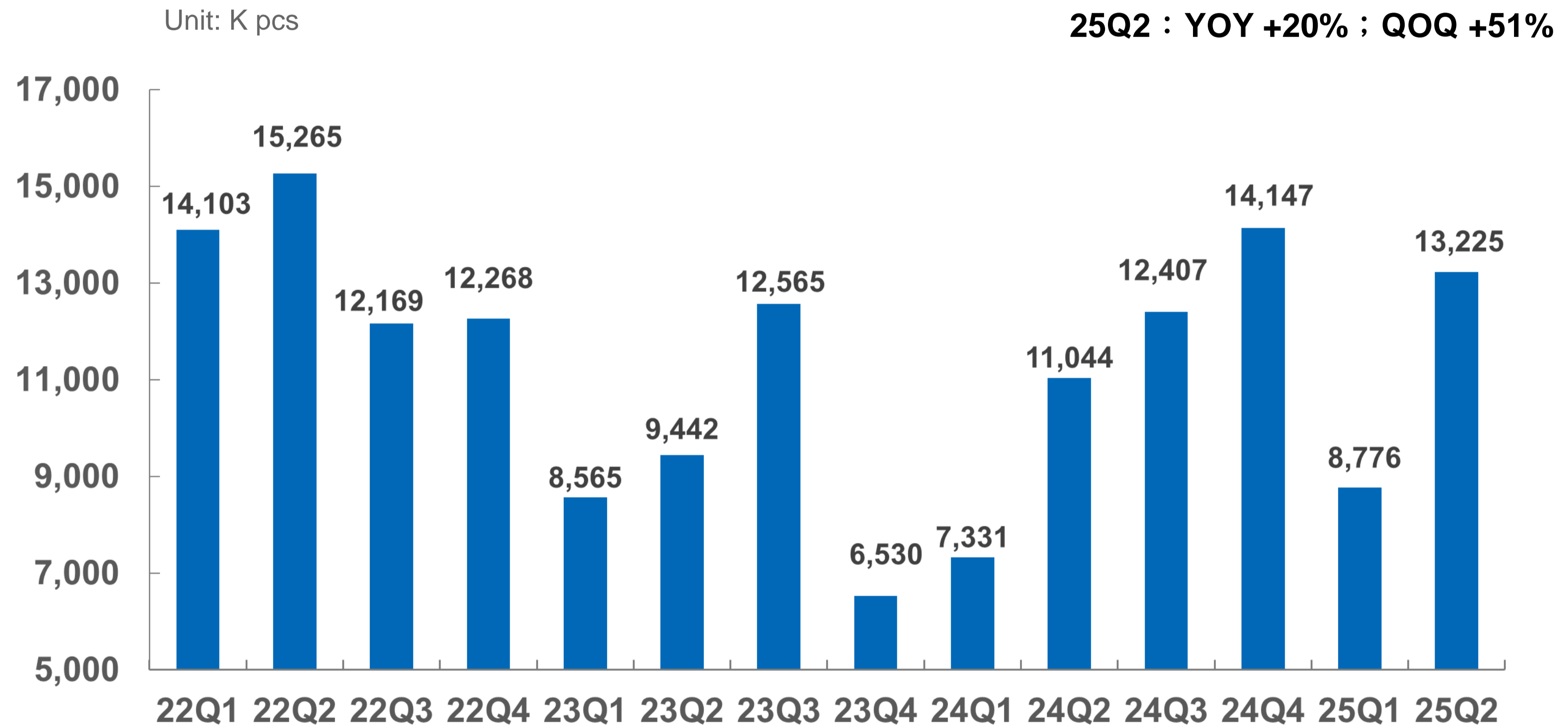
2025H1 Safety Care shipments: 26KK pcs (YOY +333%)

健康保健市場

HCT technology of Blood Glucose is under development



健康保健產品出貨量




2022 Healthcare shipments: 54KK pcs (YOY -23%)

2023 Healthcare shipments: 37KK pcs (YOY -31%)

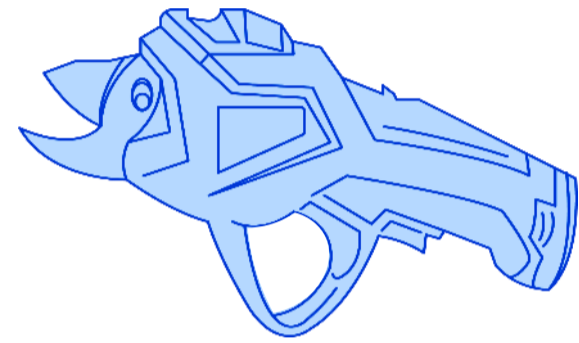
2024 Healthcare shipments: 45KK pcs (YOY +22%)

2025H1 Healthcare shipments: 22KK pcs (YOY +22%)

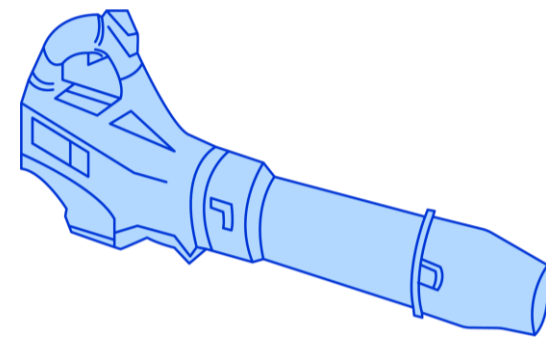
直流無刷馬達應用產品



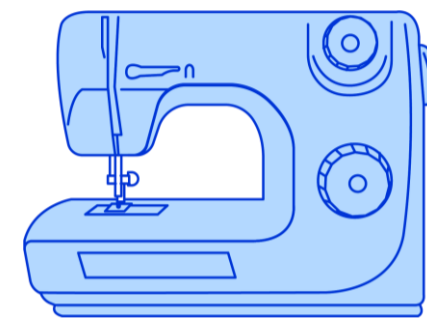
Electric Tools



Garden Tools



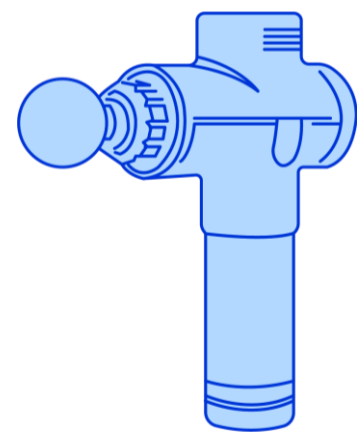
Garden Tools



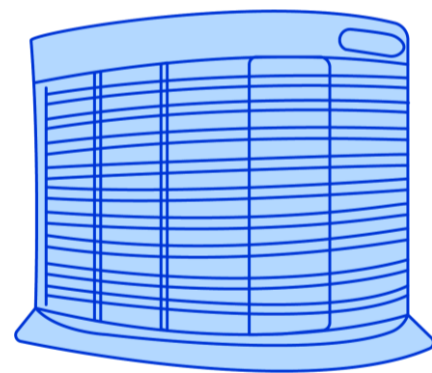
Sewing Machines




Electric Hand Push
Lawn Mower



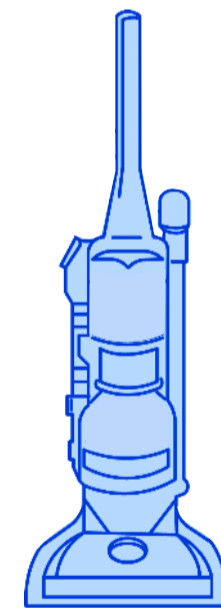
Massage Guns



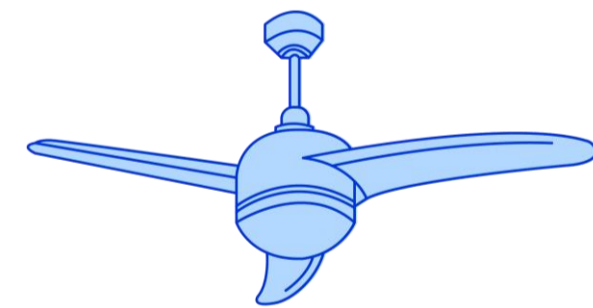
Air Purifiers



Electric Fans



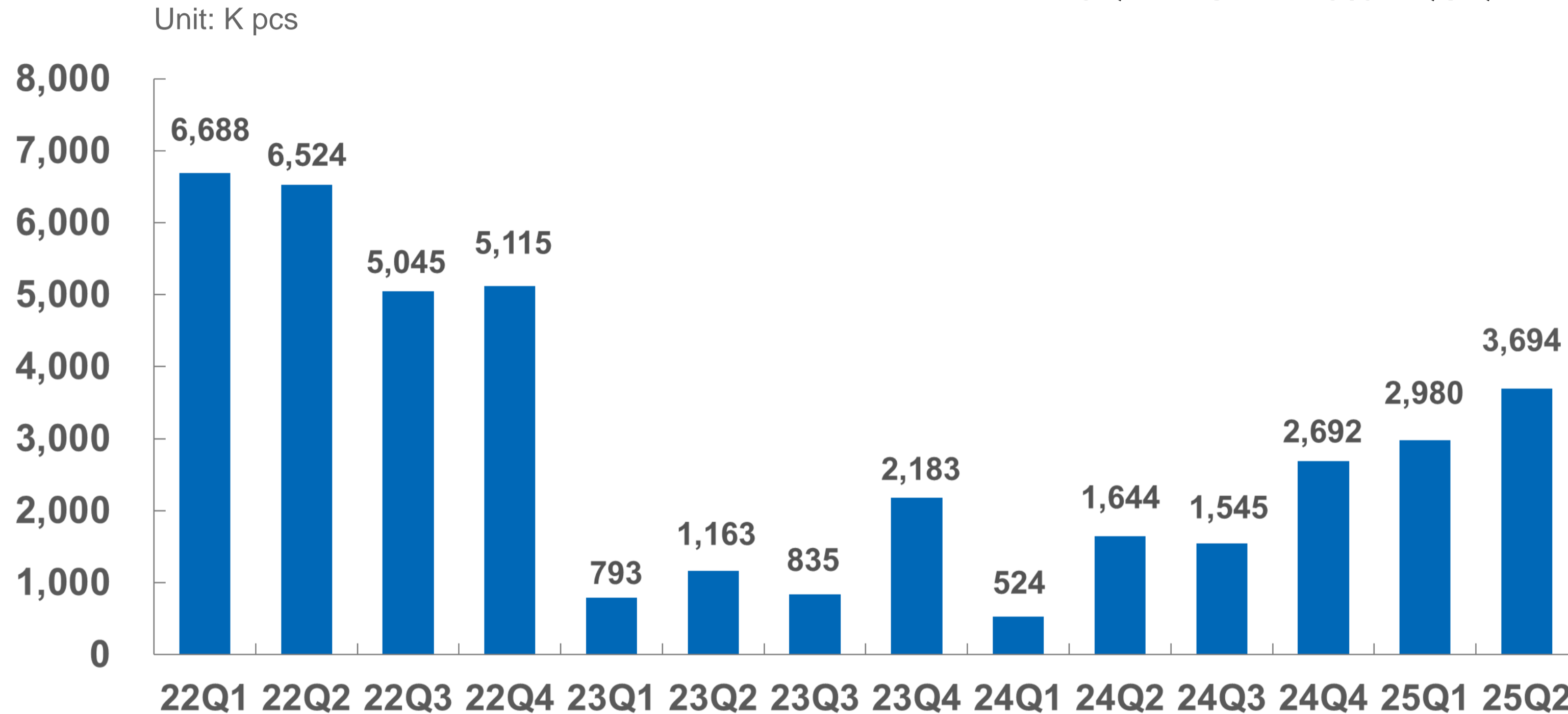
Vacuum Cleaners



Ceiling Fans

馬達控制產品出貨量

25Q2 : YOY +125% ; QOQ +24%



2022 Motor Control shipments: 23KK pcs (YOY +7%)

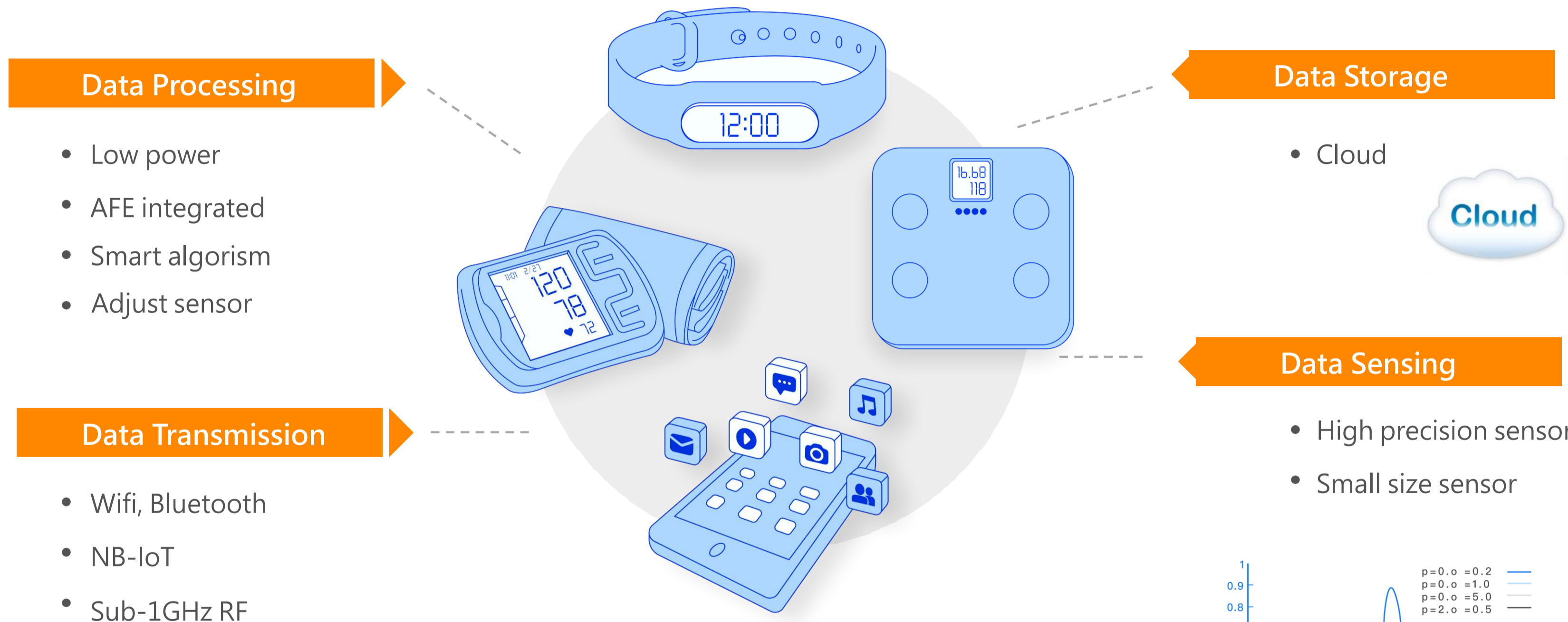
2023 Motor Control shipments: 5KK pcs (YOY -78%)

2024 Motor Control shipments: 6KK pcs (YOY +29%)

2025H1 Motor Control shipments: 7KK pcs (YOY +250%)

Internet of Things

Big Data



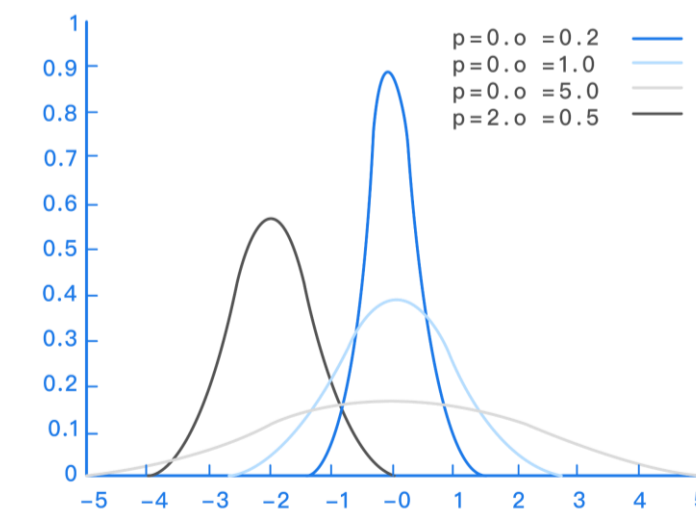
Data Transmission

- Wifi, Bluetooth
- NB-IoT
- Sub-1GHz RF



Data Sensing

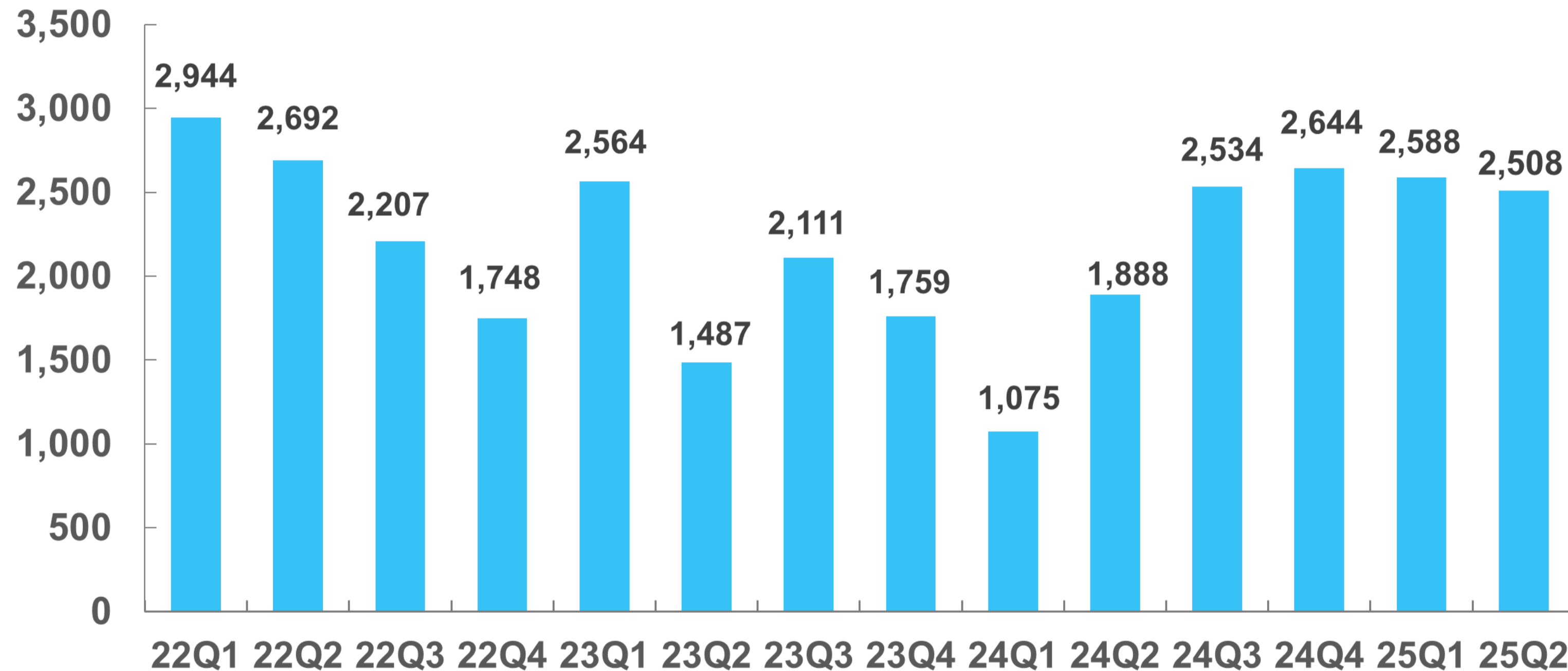
- High precision sensor
- Small size sensor



射頻 (RF) 產品出貨量

Unit: K pcs

25Q2 : YOY +33% ; QOQ -3%




2022 RF Application shipments: 10KK pcs (YOY -39%)

2023 RF Application shipments: 8KK pcs (YOY -20%)


2024 RF Application shipments: 8KK pcs (YOY +3%)

2025H1 RF Application shipments: 5KK pcs (YOY +67%)


兩輪/三輪電動車充電器應用產品




E-Scooter




E-bike



Tuk-Tuk



Electric Scooter

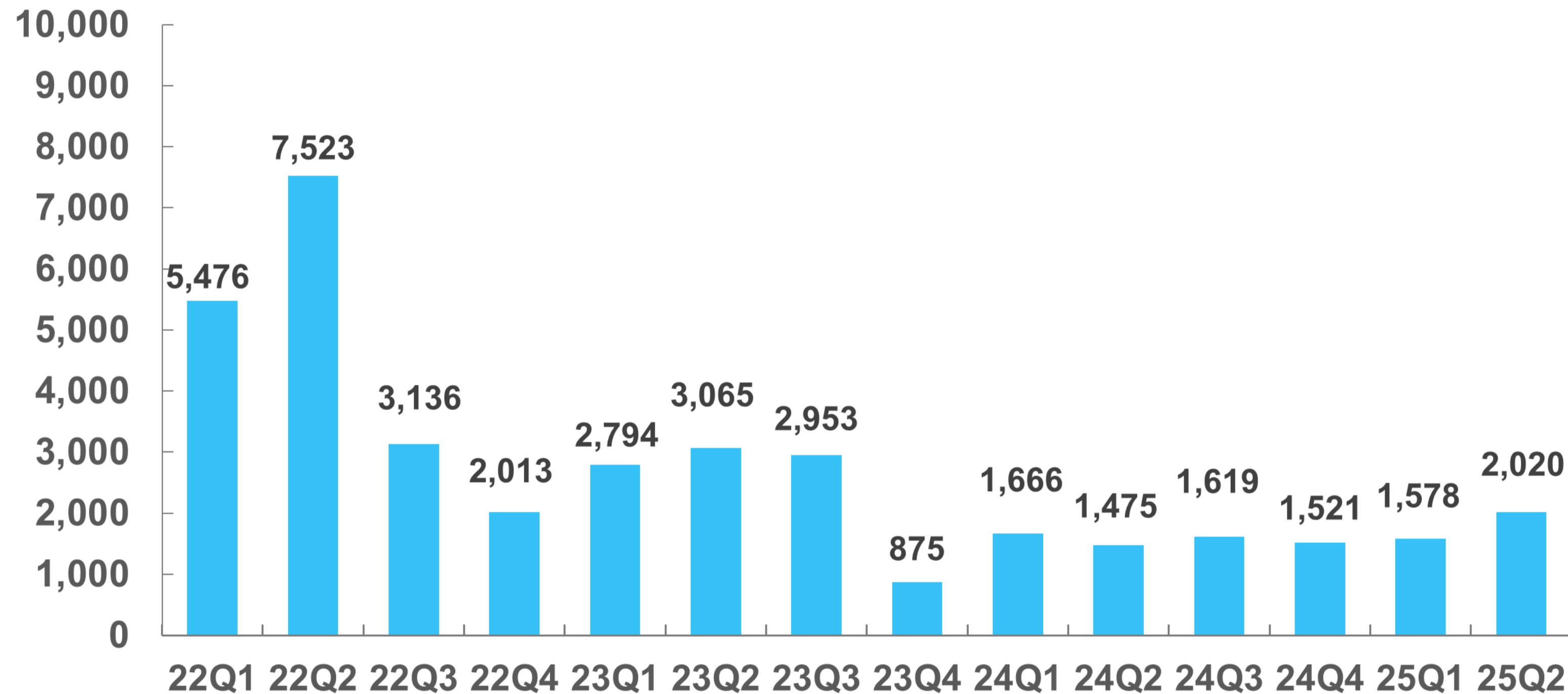


Electric Three-Wheeler

E-Scooter Charger Application 產品出貨量

Unit: K pcs

25Q2 : YOY +37% ; QOQ +28%



2022 E-Scooter Charger Application shipments: 18KK pcs (YOY -29%)

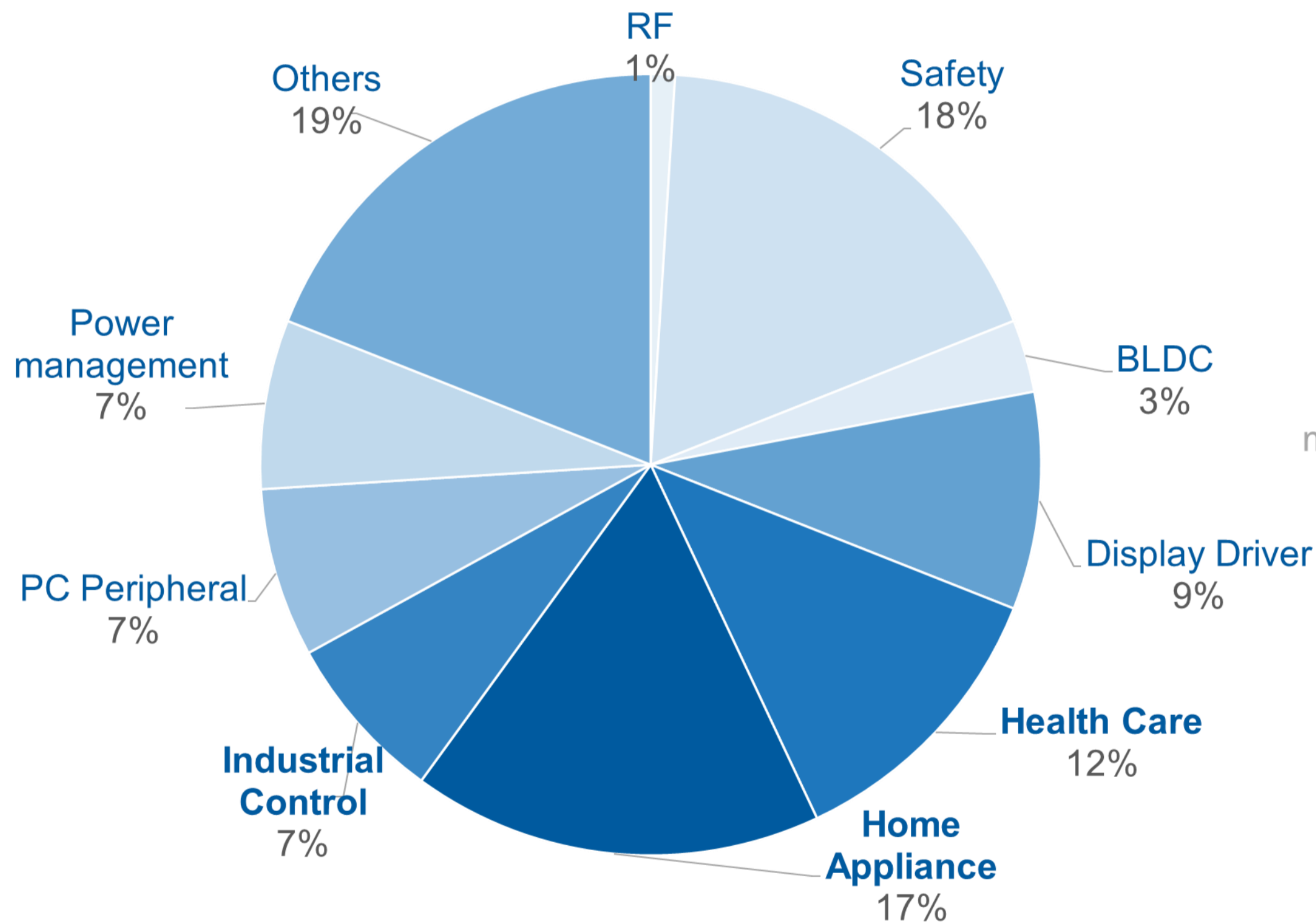
2023 Electric Bicycle Application shipments: 10KK pcs (YOY -44%)

2024 Electric Bicycle Application shipments: 6KK pcs (YOY -40%)

2025H1 Electric Bicycle Application shipments: 4KK pcs (YOY +15%)

114年上半年應用別營收比重比較

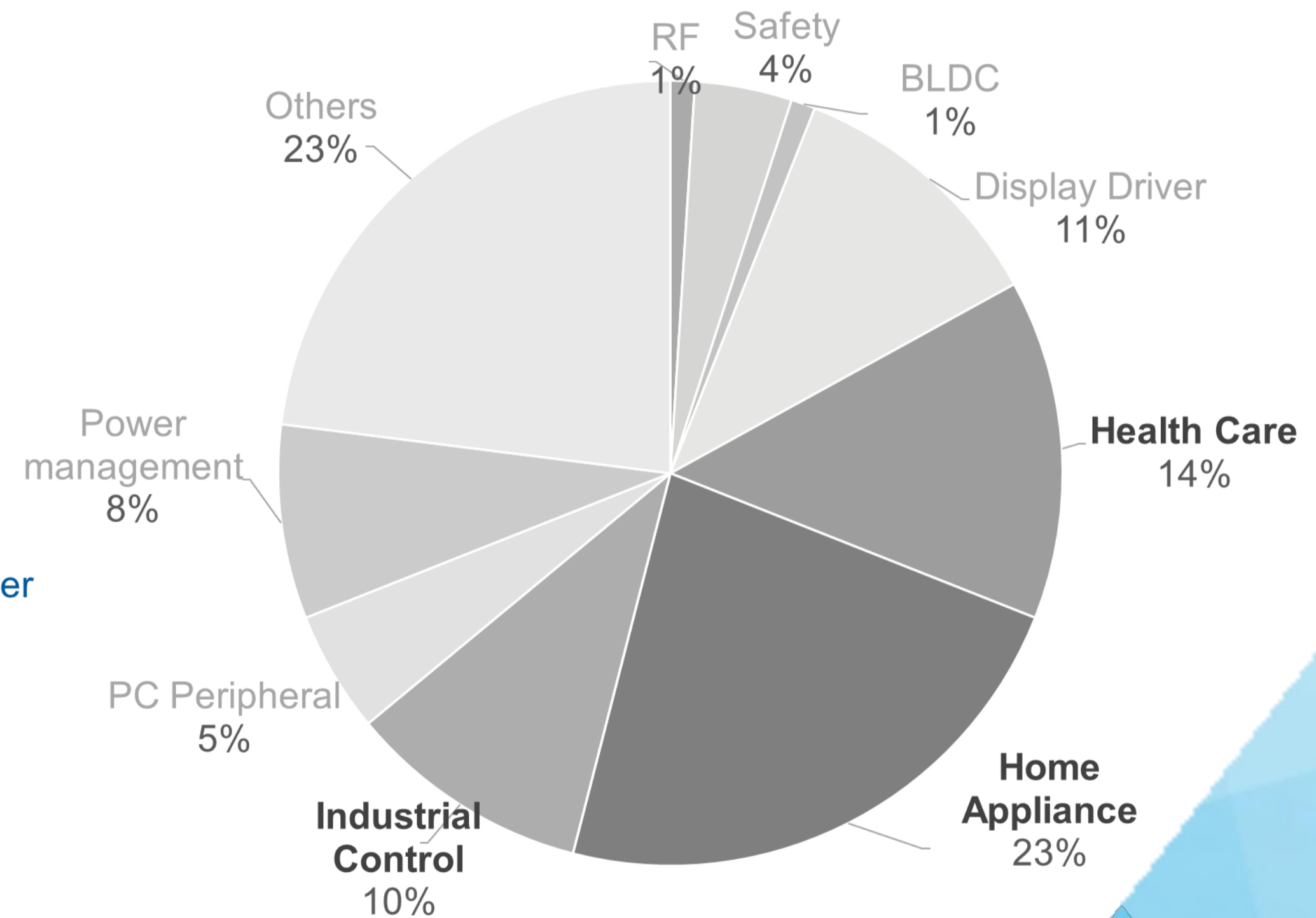
2025/H1



2025/H1 total sales:

NT\$ 1,620 million (YOY +44%)

2024/H1



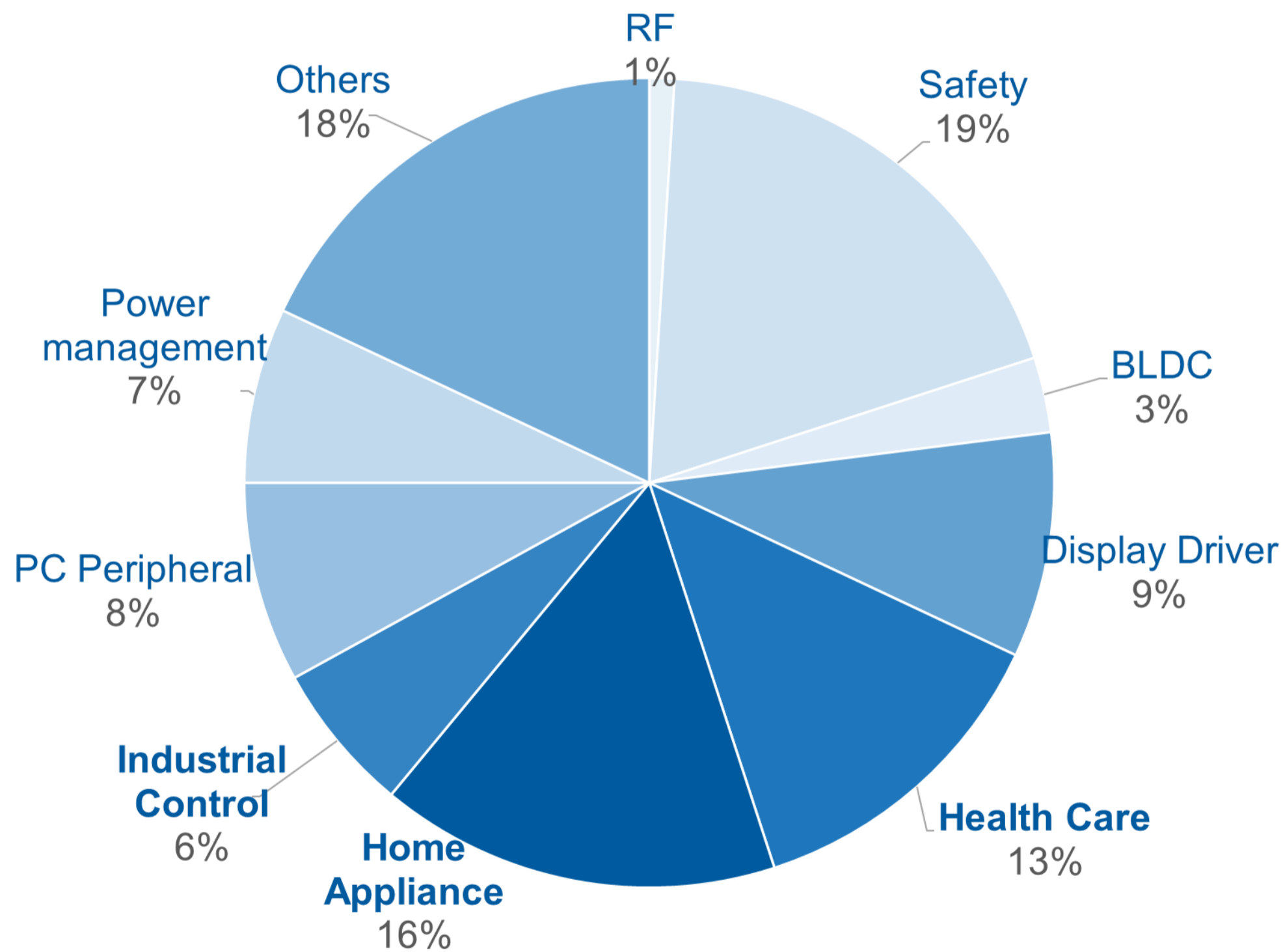
2024/H1 total sales:

NT\$ 1,126 million

114年第二季應用別營收比重比較

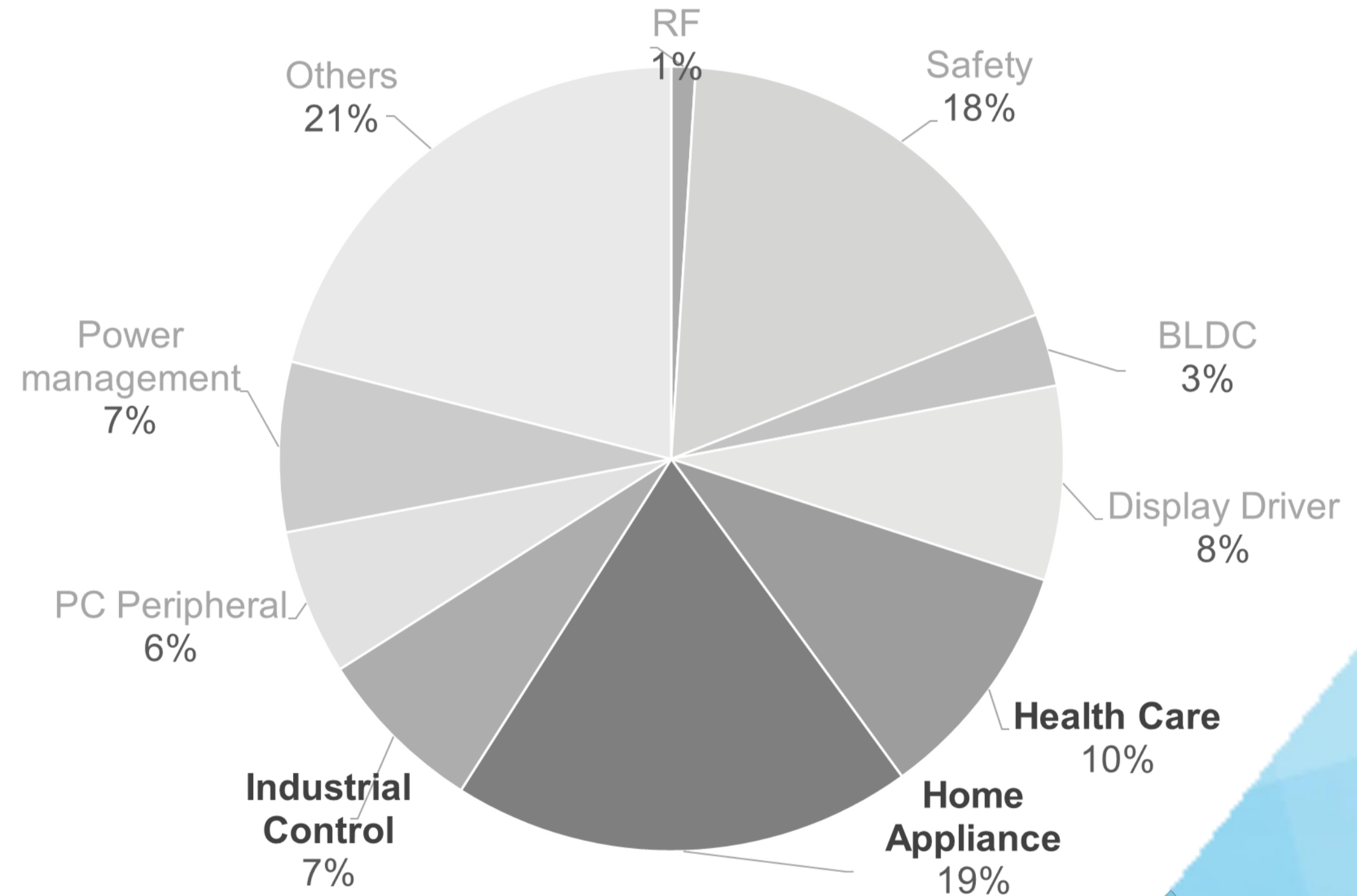
2025/Q2

2025/Q1



2025/Q2 total sales:

NT\$ 860 million(QOQ +13%)



2025/Q1 total sales:

NT\$ 761 million

盛群半導體股份有限公司

Holtek is a sincere and trustworthy partner
that you can rely upon for your long term investment.